



華擎科技 ASRock Inc.

Stock Code 3515



Safe Harbor Statement

Except for historical information contained herein, the matters set forth in this presentation are forward looking statements that are subject to risks and uncertainties that could cause actual results to differ materially, including the impact of competitive products and pricing, timely design acceptance by our customers, timely introduction of new technologies, ability to ramp new products into volume, industry wide shifts in supply and demand for electronic products, industry overcapacity, availability of manufacturing capacity, financial stability in end markets, and other risks.



Company Profile

ASRock Product Line

Consolidated Financial Result

Business Highlight

Q&A





Established : 2002.May.

Capital : NT\$1,229million

Chairman : Tung, Hsu-Tien ; GM : Hsu, Lung-Lun

Core Business: MB, Server (ASRock Rack), IPC (ASRock Industrial), Mini PC, Graphics Card

Milestones

2002

Founded

2007

IPO

2013

ASRock Rack
Founded

2018

X299E-ITX/ac



2019



World's first
MB natively
integrated with
Razer Chroma
RGB light

2020

X570 AQUA



2021

Z690 Taichi



2005

Launch the World's First MB comply
with ROHS

2010

World's First MB
Supporting
Front USB 3.0

2014

M8 Series



2016



Fatal1ty Z170 Gaming K4

ASRock
Industrial
Founded



World's First AMD
Water-Cooled MB



X570
TAICHI RAZER
EDITION

2022



World's First
MB with Built-in
eDP Connector

Product Line

Mini PC
Series



Motherboard
Series



Graphics Card
Series



Server/Workstation
Series



Industrial PC
Series





Profit & Loss

NT\$ million	2021 H1	2022 H1	YoY
Revenue	10,054	8,656	-14%
COGS	(7,237)	(6,462)	-11%
Gross Profit	2,817	2,194	-22%
Operating Expense	(1,138)	(1,300)	14%
Operating Income	1,679	894	-47%
Non-Operating Income (Loss)	(12)	202	NA
PBT	1,668	1,096	-34%
Net Income	1,328	943	-29%
Net Income Attributable to Stockholders	1,295	863	-33%
EPS (NT\$)	10.74	7.02	-35%
Gross Margin (%)	28%	25%	
Operating Profit Margin (%)	17%	10%	
Net Profit Margin (%)	13%	11%	
ROE (%)	18%	11%	



Balance Sheet

NT\$ million	2021/6/30		2022/6/30	
Current Assets				
Cash and Equivalents	2,865	21%	1,459	10%
AR	1,845	13%	1,467	10%
Inventory	6,606	47%	9,490	66%
Total Current Assets	12,853	92%	13,630	95%
Other Assets	1,069	8%	654	5%
Total Assets	13,922	100%	14,283	100%
Current Liabilities				
Short-Term Loans			297	2%
AP	3,310	24%	1,578	11%
Dividends Payable	965	7%	1,611	11%
Total Current Liabilities	6,256	45%	5,717	40%
Total Liabilities	6,327	45%	5,813	41%
Capital	1,206	9%	1,229	9%
Retained Earnings	3,363	24%	3,713	26%
Net Equity	7,595	55%	8,471	59%
Total Liabilities and Net Equity	13,922		14,283	
Book Value Per Share (NT\$)	59.52		64.14	

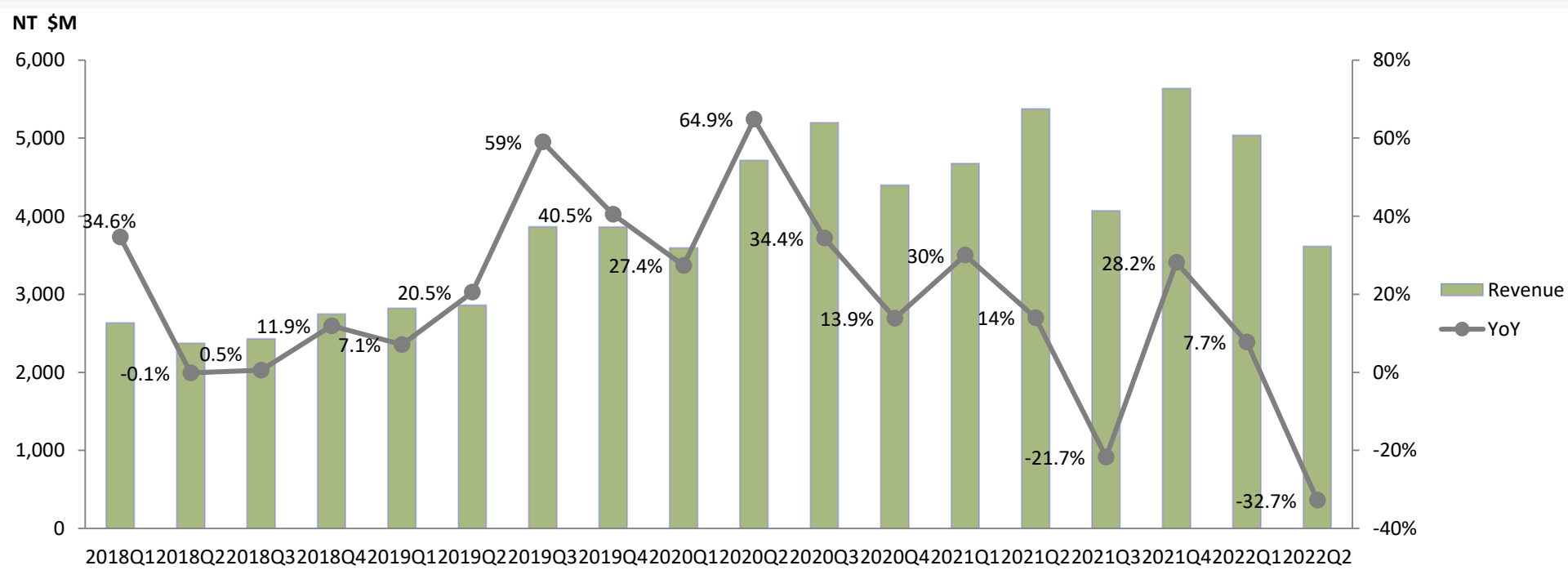


Statement of Cash Flows

NT\$ million	2021 H1	2022 H1
Cash Flows from Operating Activities		
PBT	1,668	1,096
(Increase) Decrease in Accounts Receivable	(196)	431
(Increase) Decrease in Inventory	(774)	165
Increase (Decrease) in Accounts Payable	580	(2,879)
Net Cash Provided (Used) by Operating Activities	1,371	(1,690)
Cash Flows from Investing Activities		
(Acquisition) Disposal of Financial Assets at Amortized Cost	(1,152)	482
Net Cash Provided (Used) by Investing Activities	(1,175)	403
Cash Flows from Financing Activities		
Increase in Short-Term Loans		297
Payments of Lease Liabilities	(20)	(24)
Net Cash Provided (Used) by Financing Activities	(14)	272
Effect of Exchange Rate Changes	(79)	260
Net Increase (Decrease) in Cash	102	(755)
Cash, Beginning of the Period	2,763	2,214
Cash, End of the Period	2,865	1,459

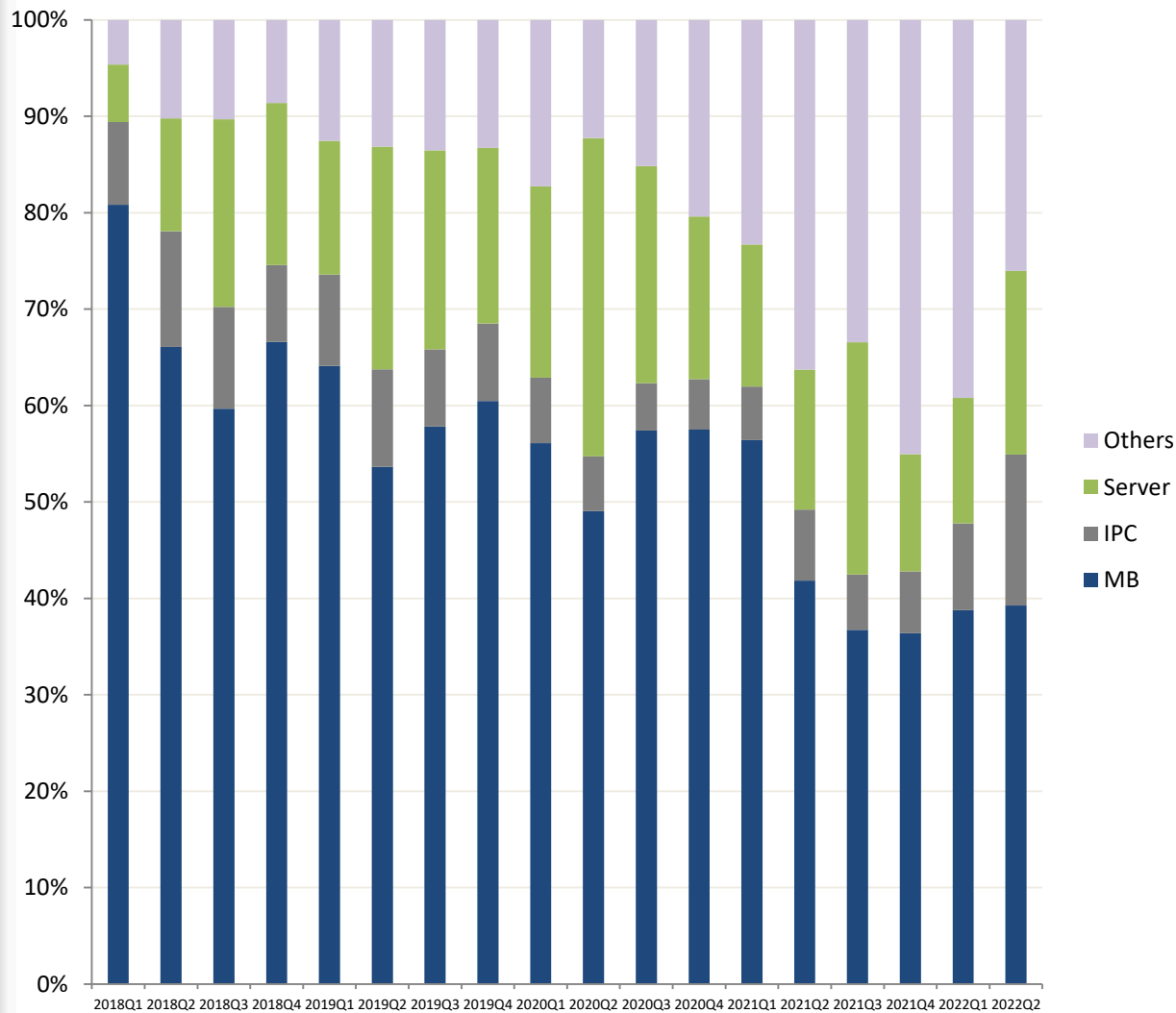


Consolidated Revenue Trend



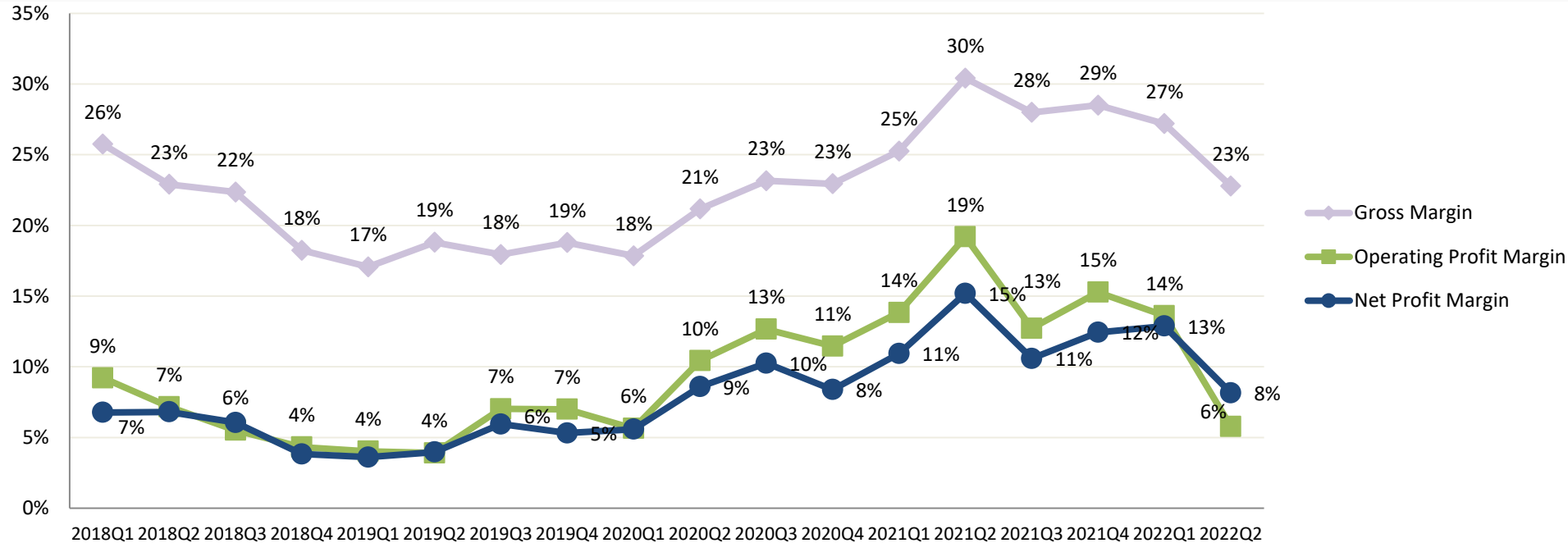


Revenue Breakdowns by Products





Margin Trend



The ASRock logo is positioned in the top-left corner of the image. It features the brand name in a bold, green, sans-serif font. The background of the entire image is a high-angle, panoramic view of a city skyline at dusk or dawn, with the sky transitioning from a deep purple to a bright yellow near the horizon. The city lights are visible, and the Empire State Building is a prominent feature in the center of the skyline.

ASRock

Q & A